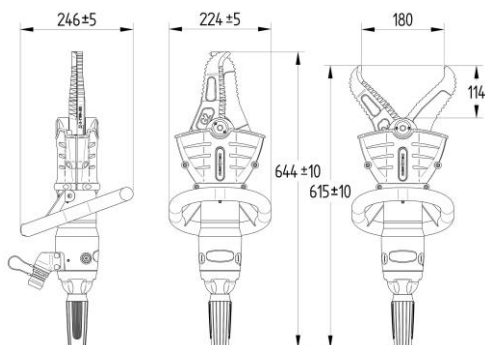


TECHNICAL SPECIFICATIONS

G2 CUTTER



G2 CUTTER

NEO1 

HP/FF 

Nominal pressure	Optimized 350 bar	Optimized 350 bar
Tailhose safety factor	-	8:1 (2,800 bar)
Dimensions (L x W x H)	644 x 224 x 246 mm	644 x 224 x 246 mm
Operational weight	9.0 kg	9.6 kg
Max. cutting opening	180 mm	180 mm
Reach	114 mm	114 mm
Max. cutting force	340 kN / 34.7 ton	340 kN / 34.7 ton
EN 13204	BC152F-10	BC152F-10
NFPA 1936	A5 B6 C6 D7 E6	A5 B6 C6 D7 E6

ACCESSORIES

Art. Nr.

LED light add-on

9500.1000



Information contained in this document is believed to be accurate. However RESQTEC does not guarantee the completeness or accuracy of any of the published information.

RESQTEC Zumro B.V.

Meer en Duin 82 | 2163 HC Lisse, the Netherlands

T +31 (0)252 419002

E info@resqtec.com

F +31 (0)252 411794

W www.resqtec.com

RESQTEC[®]






CUTTING PERFORMANCE AS PER EN13204 TABLE 3 FOR CUTTERS AND COMBI TOOLS

DU001K00

Manufacturer	RESQTEC
Tool name and type	G2 CUTTER






CLAIMED CLASSIFICATION;

TYPE	CUTTER OPENING	CLASSIFICATION BASED ON MIN CUTTING PERFORMANCE	WEIGHT (1 decimal accurate)	CUTTING PERFORMANCE
BC	180	F	9.6	1F-2F-3F-4F-5F

PROFILE TYPE →	1 Round bar	2 Flat bar	3 Round tube	4 Square tube	5 Rectangular tube
CATEGORY LETTER ↓					
A	≥ 14	30 x 5	21,3 x 2,3		
B	≥ 16	40 x 5	26,4 x 2,3		
C	≥ 18	50 x 5	33,7 x 2,6	35 x 3	
D	≥ 20	60 x 5	42,6 x 2,6	40 x 4	50 x 25 x 2,5
E	≥ 22	80 x 8	48,3 x 2,9	45 x 4	50 x 30 x 3,0
F	≥ 24	80 x 10	60,3 x 2,9	50 x 4	60 x 40 x 3,0
G	≥ 26	100 x 10	76,1 x 3,2	55 x 4	80 x 40 x 3,0
H	≥ 28	110 x 10	76,1 x 4,0	60 x 4	80 x 40 x 4,0
I	≥ 32	120 x 10	88,9 x 4,0	60 x 5	80 x 40 x 5,0
J	≥ 36	130 x 10	88,9 x 5,0	70 x 4	100 x 50 x 4,0
K	≥ 40	140 x 10	101,6 x 4,0	70 x 5	100 x 50 x 5,0

CUTTING PERFORMANCE AS PER NFPA 1936 FOR CUTTERS AND COMBI TOOLS

A5 B6 C6 D7 E6

PROFILE TYPE →	A Round bar		B Flat bar		C Round pipe		D Square tube		E Angle iron		
PERFORMANCE LEVEL ↓											
	inch	mm	inch	mm	inch	mm	inch	mm	inch	mm	
1	3/8	9.5	1/4 x 1/2	6.4 x 13.7	3/8	0.68 x 0.09	17.2 x 2.2	1/2 x 0.06	12.7 x 1.5	1/2 x 1/8	12.7 x 3.17
2	1/2	12.7	1/4 x 1	6.4 x 25.4	3/4	1.05 x 0.11	26.6 x 2.79	1 3/4 x 0.06	19.1 x 1.5	1 x 1/8	25.4 x 3.17
3	5/8	15.8	1/4 x 2	6.4 x 50.8	1	1.32 x 0.13	33.5 x 3.3	1 x 0.08	25.4 x 2	1 1/4 x 3/16	31.7 x 4.8
4	3/4	19.1	1/4 x 3	6.4 x 76.2	1 1/4	1.66 x 0.14	42.2 x 3.2	1 1/4 x 0.12	31.7 x 3	1 1/2 x 3/16	38.1 x 4.8
5	7/8	22.2	1/4 x 4	6.4 x 101.6	1 1/2	1.90 x 0.15	48.3 x 3.2	1 1/2 x 0.12	38.1 x 3	1 1/2 x 1/4	38.1 x 6.35
6	1	25.4	3/8 x 3	9.5 x 76.2	2	2.38 x 0.15	60.5 x 3.8	1 3/4 x 0.12	44.5 x 3	1 3/4 x 1/4	44.5 x 6.35
7	1 1/4	31.8	3/8 x 4	9.5 x 101.6	2 1/2	2.88 x 0.20	73.2 x 5.1	2 x 0.15	50.8 x 3.8	1 1/2 x 3/8	38.1 x 9.5
8	1 1/2	38.1	3/8 x 5	9.5 x 126	3	3.50 x 0.22	88.9 x 5.6	2 1/2 x 0.19	63.5 x 4.6	2 x 3/8	50.8 x 9.5
9	1 3/4	44.45	3/8 x 6	9.5 x 152.4	3 1/2	4.00 x 0.23	101.6 x 5.8	3 x 0.19	76.2 x 4.8	2 1/2 x 3/8	63.5 x 9.5