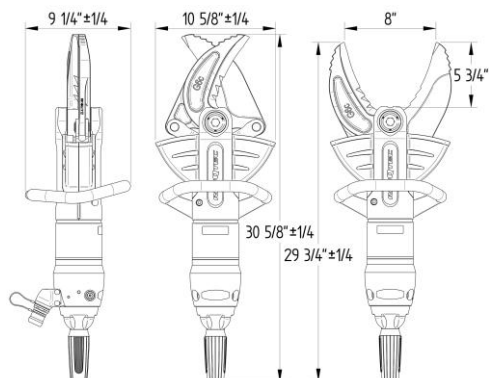


TECHNICAL SPECIFICATIONS G6c CUTTER



G6c CUTTER

NEO1 

HP/FF 

Nominal pressure	Optimized 350 bar	Optimized 350 bar
Tailhose safety factor	-	8:1 (2.800 bar)
Dimensions (L x W x H)	777 x 268 x 235 mm	777 x 268 x 235 mm
Operational weight	14,7 kg (±0.2 kg)	15,9 kg (±0.2 kg)
Max. cutting opening	200 mm	200 mm
Reach	150 mm	150 mm
Max. cutting force ¹	1.344 kN / 137 ton	1.344 kN / 137 ton
EN 13204 cutting capability	1I 2K 3H 4J 5J (H-class)	1I 2K 3H 4J 5J (H-class)
NFPA 1936 cutting capability	A7 B8 C6 D7 E9	A7 B8 C6 D7 E9
Round bar capability (S235 acc. to EN 13204)	38mm	38mm
EN 13204 classification	CC 200H-14.7	CC 200H-15.9

ACCESSOIRES

Art. nr.

LED light USB add-on	9500.1010
Toolmat 3x2m	9330.0777
Toolmat 2x1.5m	9330.0778

¹Maximum is a theoretical value



Information contained in this document is believed to be accurate. However RESQTEC does not guarantee the completeness or accuracy of any of the published information.






CUTTING PERFORMANCE AS PER EN13204 TABLE 3 FOR CUTTERS AND COMBI TOOLS

DU020K00

Manufacturer	RESQTEC
Tool name and type	G6C HYD CUTTER






CLAIMED CLASSIFICATION;

TYPE / DESIGNATION / CLASSIFICATION	MINIMUM SPREADING FORCE IN kN	NOMINAL CUTTER OPENING OR COMBITOOL SPREADING DISTANCE	CLASSIFICATION BASED ON MIN CUTTING PERFORMANCE	MASS in Kg (1 decimal accurate)	CUTTING PERFORMANCE
CC	--	200	H	14.7	1I-2K-3H-4J-5J

PROFILE TYPE →	1 Round bar	2 Flat bar	3 Round tube	4 Square tube	5 Rectangular tube
CATEGORY LETTER ↓					
A	≥ 14	30 x 5	21,3 x 2,3		
B	≥ 16	40 x 5	26,4 x 2,3		
C	≥ 18	50 x 5	33,7 x 2,6	35 x 3	
D	≥ 20	60 x 5	42,6 x 2,6	40 x 4	50 x 25 x 2,5
E	≥ 22	80 x 8	48,3 x 2,9	45 x 4	50 x 30 x 3,0
F	≥ 24	80 x 10	60,3 x 2,9	50 x 4	60 x 40 x 3,0
G	≥ 26	100 x 10	76,1 x 3,2	55 x 4	80 x 40 x 3,0
H	≥ 28	110 x 10	76,1 x 4,0	60 x 4	80 x 40 x 4,0
I	≥ 32	120 x 10	88,9 x 4,0	60 x 5	80 x 40 x 5,0
J	≥ 36	130 x 10	88,9 x 5,0	70 x 4	100 x 50 x 4,0
K	≥ 40	140 x 10	101,6 x 4,0	70 x 5	100 x 50 x 5,0

CUTTING PERFORMANCE AS PER NFPA 1936 FOR CUTTERS AND COMBI TOOLS

A7 B8 C6 D7 E9

PROFILE TYPE →	A Round bar		B Flat bar		C Round pipe		D Square tube		E Angle iron		
PERFORMANCE LEVEL ↓											
	inch	mm	inch	mm	inch	mm	inch	mm	inch	mm	
1	3/8	9.5	1/4 x 1/2	6.4 x 13,7	3/8	0.68 x 0.09	17.2 x 2.2	1/2 x 0.06	12.7 x 1.5	1/2 x 1/8	12.7 x 3.17
2	1/2	12.7	1/4 x 1	6.4 x 25.4	3/4	1.05 x 0.11	26.6 x 2.79	1 3/4 x 0.06	19.1 x 1.5	1 x 1/8	25.4 x 3.17
3	5/8	15.8	1/4 x 2	6.4 x 50.8	1	1.32 x 0.13	33.5 x 3.3	1 x 0.08	25.4 x 2	1 1/4 x 3/16	31.7 x 4.8
4	3/4	19.1	1/4 x 3	6.4 x 76.2	1 1/4	1.66 x 0.14	42.2 x 3.2	1 1/4 x 0.12	31.7 x 3	1 1/2 x 3/16	38.1 x 4.8
5	7/8	22.2	1/4 x 4	6.4 x 101.6	1 1/2	1.90 x 0.15	48.3 x 3.2	1 1/2 x 0.12	38.1 x 3	1 1/2 x 1/4	38.1 x 6.35
6	1	25.4	3/8 x 3	9.5 x 76.2	2	2.38 x 0.15	60.5 x 3.8	1 3/4 x 0.12	44.5 x 3	1 3/4 x 1/4	44.5 x 6.35
7	1 1/4	31.8	3/8 x 4	9.5 x 101.6	2 1/2	2.88 x 0.20	73.2 x 5.1	2 x 0.15	50.8 x 3.8	1 1/2 x 3/8	38.1 x 9.5
8	1 1/2	38.1	3/8 x 5	9.5 x 126	3	3.50 x 0.22	88.9 x 5.6	2 1/2 x 0.19	63.5 x 4.6	2 x 3/8	50.8 x 9.5
9	1 3/4	44.45	3/8 x 6	9.5 x 152.4	3 1/2	4.00 x 0.23	101.6 x 5.8	3 x 0.19	76.2 x 4.8	2 1/2 x 3/8	63.5 x 9.5